

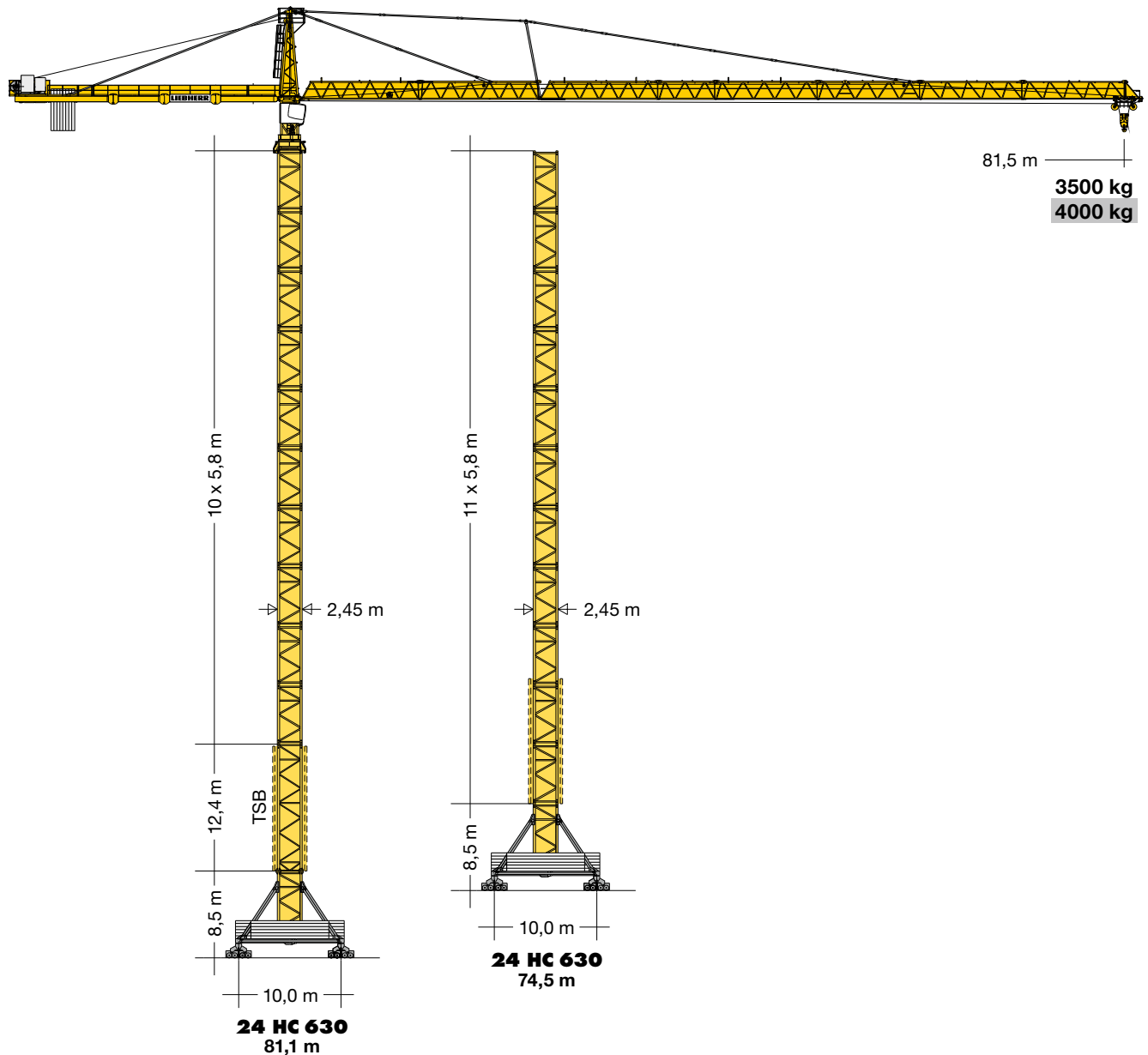
Turmdrehkran

Tower Crane / Grue à tour / Gru a torre / Grúa torre /
Guindaste de torre / Кран башенный

550 EC-H 20 Litronic®

▶ **550 EC-H 20 Litronic®**

550 EC-H 40 Litronic®



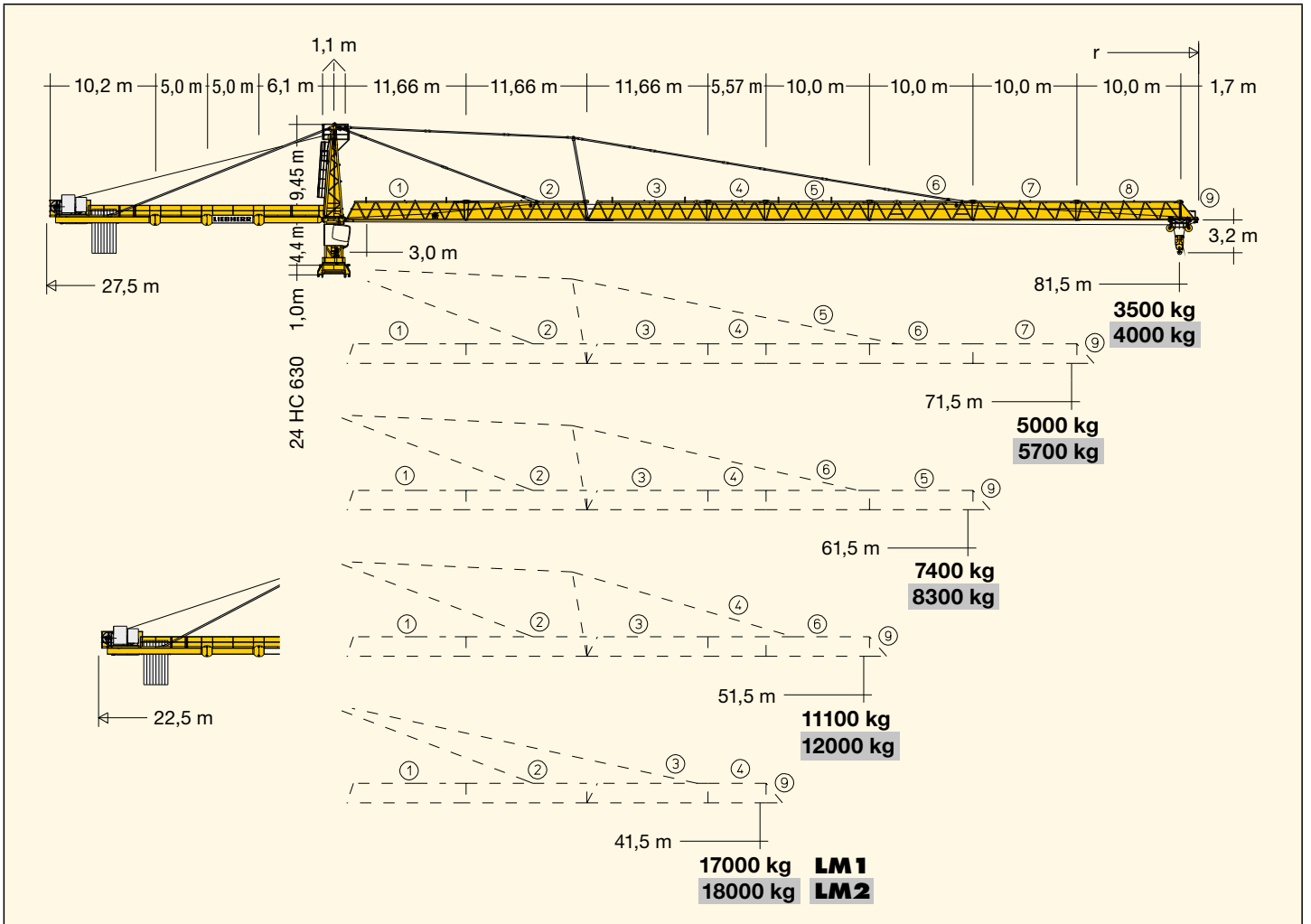
CE

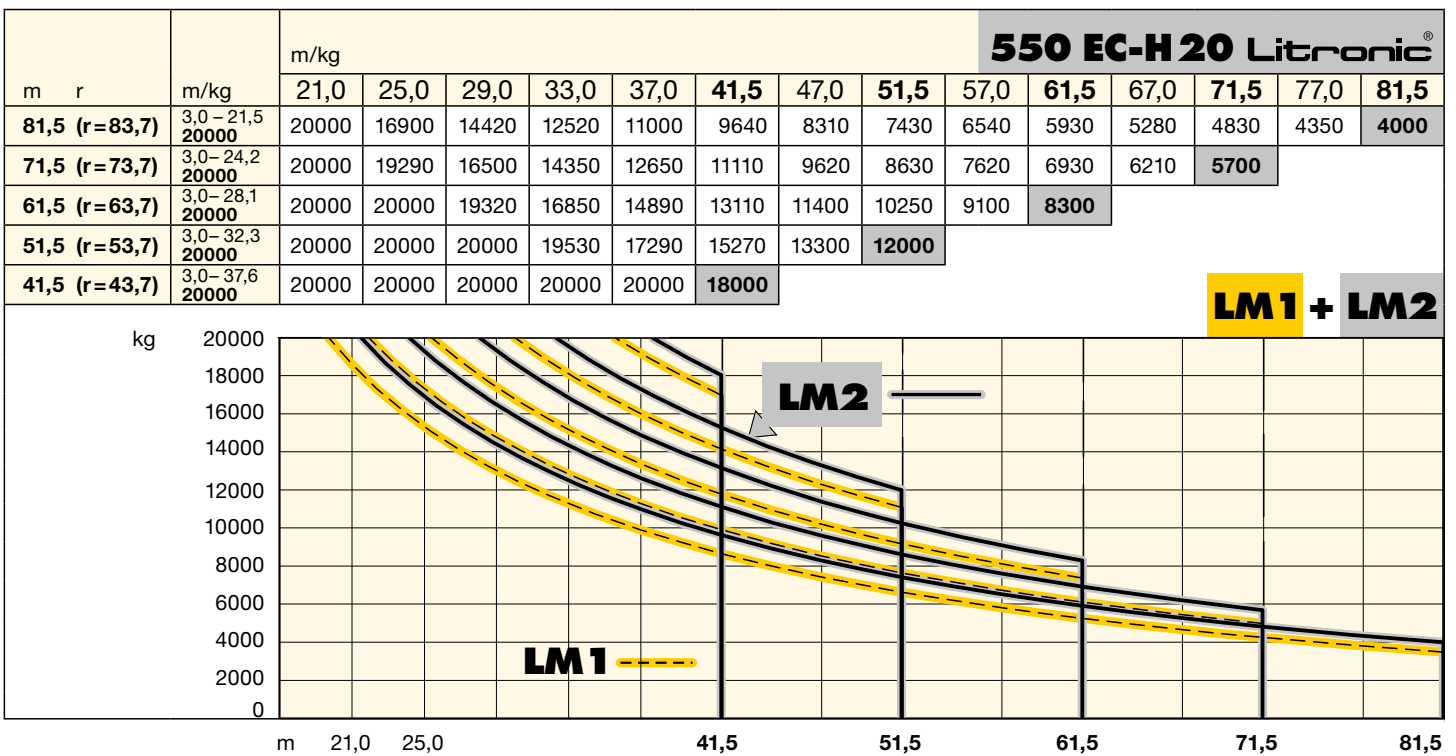
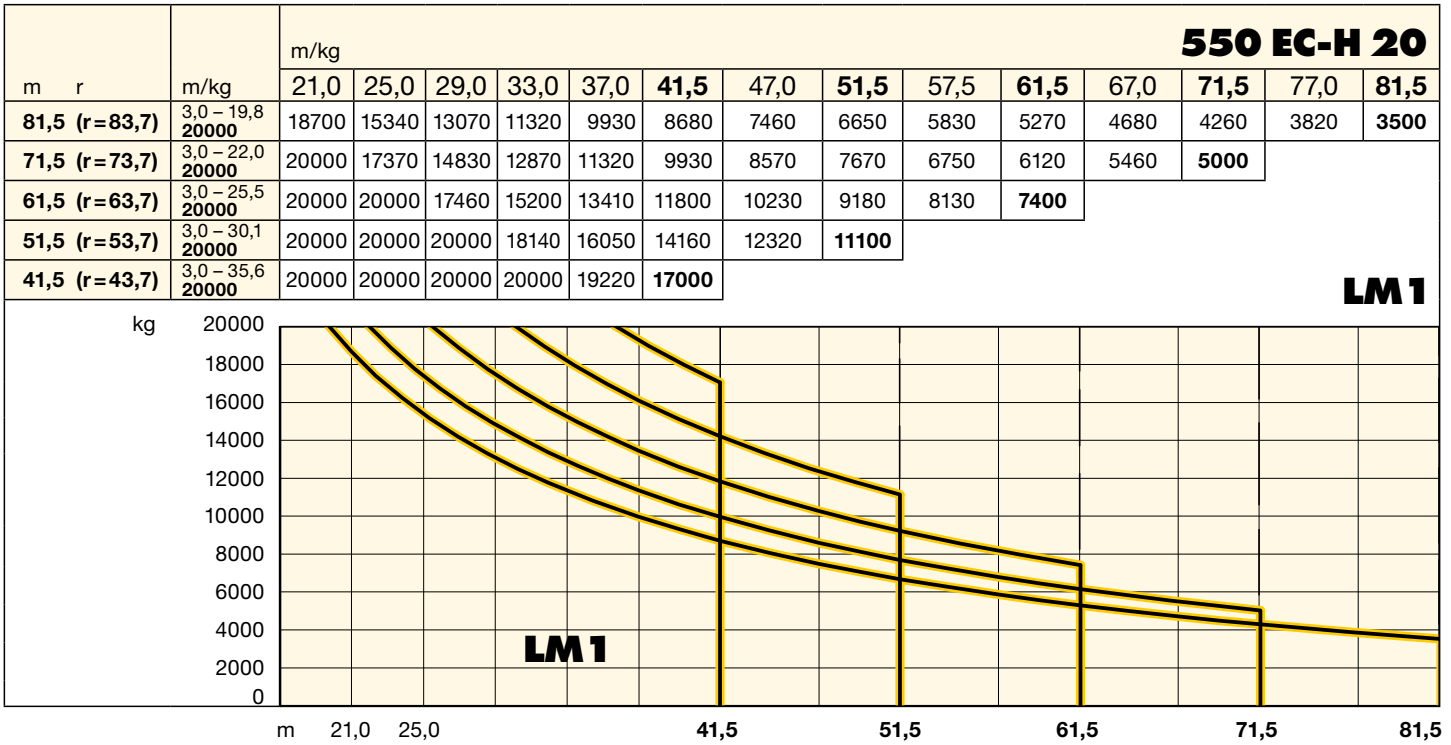
EN 14439:2009 – C25

LIEBHERR

Ausladung und Tragfähigkeit

Radius and capacity / Portée et charge / Sbraccio e portata / Alcances y cargas / Alcance e capacidade de carga / Вылет и грузоподъемность

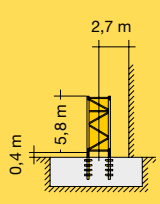
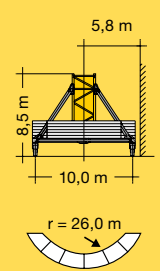
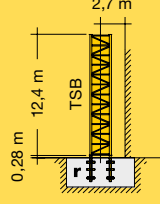
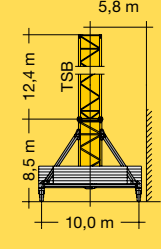





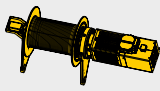
LM 2 = Abweichende Geschwindigkeiten und Betriebsbedingungen. / Variant speeds and service conditions. / Vitesses et conditions de fonctionnement différentes. / Differenti velocità e condizioni di funzionamento. / Otras velocidades y características de funcionamiento. / Outras velocidades e características de funcionamento. / Нестандартные скорости и условия эксплуатации.

24 HC 630

C 25				
12	72,2 ¹⁾	—	84,5 ¹⁾	—
11	66,4	74,5 ¹⁾	78,7	—
10	60,6	68,7 ¹⁾	72,9	81,1 ¹⁾
9	54,8	62,9	67,1	75,3 ¹⁾
8	49,0	57,1	61,3	69,5
7	43,2	51,3	55,5	63,7
6	37,4	45,5	49,7	57,9
5	31,6	39,7	43,9	52,1
4	25,8	33,9	38,1	46,3
3	20,0	28,1	32,3	40,5
2	14,2	22,3	26,5	34,7
1	8,4	16,5	20,7	28,9
0	2,6	10,7	14,9	23,1
	m	m	m	m

 <p>24 HC 630 FA</p>	 <p>24 HC 630 UC-1000m</p>	 <p>24 HC 630 FAr</p>	 <p>24 HC 630 UC-1000mr</p>
---	---	---	--

*)  **Weitere Hubhöhen, Auslegerlängen sowie Klettern im Gebäude auf Anfrage.** / Further hoist heights and jib lengths as well as climbing inside the building on request. / Autres hauteurs sous crochet et longueurs de flèche ainsi que hissage dans le bâtiment sur demande. / Ulteriori altezze gancho, lunghezze braccio così come telescopaggio all'interno dell'edificio: su richiesta. / Para alturas bajo gancho superiores, otros alcances y trepado en el interior del edificio, consultar. / Outras alturas de elevação, comprimentos de lança e subida no edifício: sob consulta. / Другие высоты подъема, длины стрелы и самоподъем в здании – по запросу.



↔ **stufenlos/stepless/régl. continu/**
regl. progressiva/sin escalones/
sem degraus/бесступенчатый

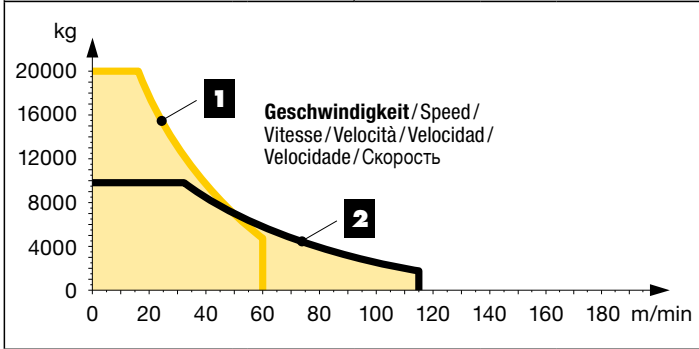
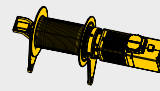
kg m/min

65 kW FU [SD.shift]
WIW 280 WZ 403

5 Lagen
Layers
Couches
Avvolgimenti
Camadas
Capas
Слоёв

1	20000	0 ↔ 16
	4700	0 ↔ 60
2	9800	0 ↔ 32
	1700	0 ↔ 115

183,0 m
max. 368,0 m¹⁾

↔ **stufenlos/stepless/régl. continu/**
regl. progressiva/sin escalones/
sem degraus/бесступенчатый

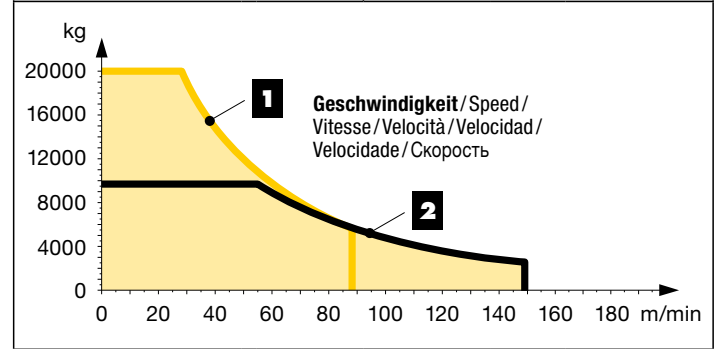
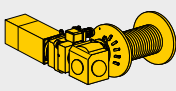
kg m/min

110 kW FU [SD.shift]
WIW 300 WZ 403

6 Lagen
Layers
Couches
Avvolgimenti
Camadas
Capas
Слоёв

1	20000	0 ↔ 28
	5600	0 ↔ 88
2	9700	0 ↔ 55
	2600	0 ↔ 149

226,0 m
max. 368,0 m¹⁾

↔ **stufenlos/stepless/régl. continu/**
regl. progressiva/sin escalones/
sem degraus/бесступенчатый

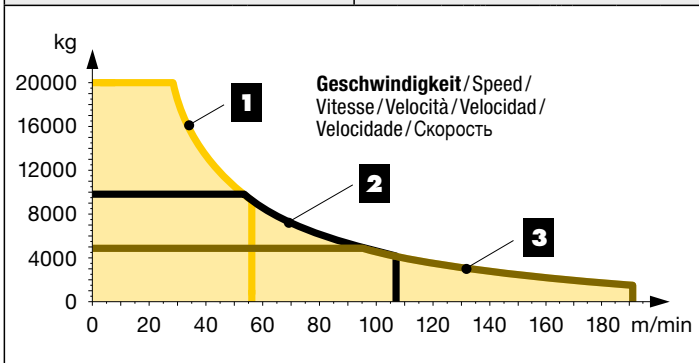
kg m/min

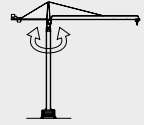
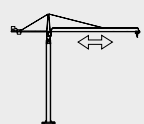
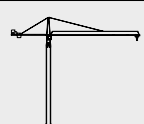
110 kW FU
WIW 300 VZ 432


5 Lagen
Layers
Couches
Avvolgimenti
Camadas
Capas
Слоёв


1	20000	0 ↔ 28
	9300	0 ↔ 56
2	9800	0 ↔ 53
	4200	0 ↔ 107
3	4900	0 ↔ 95
	1500	0 ↔ 191

202,0 m
max. 520,0 m¹⁾



	0 ↔ 0,6 sl./min tr./min	3 x 7,5 kW FU
	0 ↔ 88,0 m/min	10,5 kW FU
	25,0 m/min	4 x 7,5 kW



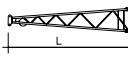

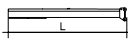

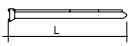



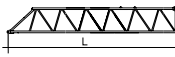

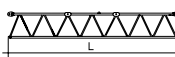









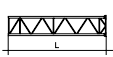









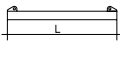



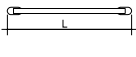

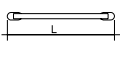



 kVA	65 kW FU	110 kW FU
	95,0	131,0

1) Weitere Hublastdaten: siehe Betriebsanleitung. / Further hoist load data: see instruction manual. / Autres données de la charge de levage: voir manuel d'instruction. / Altri dati sui carichi sollevati: consultare il manuale d'istruzione. / Alturas bajo grancho superiores según manual. / Outras tabelas de carga: consultar manual de instruções. / Другие данные по весу поднимаемых грузов: см. инструкцию по эксплуатации.

Litronic®: kVA reduzierbar bei zu geringer Netz-Anschlussleistung, siehe BAL. / kVA can be reduced in case of too little power of the mains, see instruction manual. / kVA peut être réduit en cas de trop faible puissance du réseau, voir manuel d'instruction. / kVA riducibili in caso di potenza di rete ridotta (si veda manuale uso e manutenzione) / kVA variable para potencia de red demasiado pequeña, ver Manual de instrucciones. / kVA reduzível no caso de capacidade da rede elétrica muito baixa, ver manual de instruções. / Количество кВА может быть сокращено до минимальной общей потребляемой мощности, см. инструкцию по эксплуатации.

Montagegewichte: siehe Betriebsanleitung./Erection weights: see instruction manual./Poids de montage: voir manuel de service./Pesi di montaggio: vedere manuale d'uso./
Peso para el montaje: según manual./Pesos de montagem: veja-se as instruções p. uso./Масса монтируемых частей: см. инструкцию по эксплуатации.

Kranoberteil		Upper part of crane/Partie supérieure de grue/Parte superiore della gru/ Parte superior grúa/Parte superior do guindaste/Верхняя часть крана	L (m)	B (m)	H (m)	kg ²⁾
Pos. Item Rep Voce Pos. Ref. Поз.	Anz. Qty. Qte. Qta. Cant. Cant. Кол-во	Drehbühne kpl./ Slewing platform cpl./Ensemble mât cabine cpl./Piattaforma girevole compl./Conjunto plataforma de giro/Plataforma giratória compl./Поворотная платформа в сб.			6,82 2,90 3,25	17000
1	1					
2	1	Turmspitze/ Tower head section/Porte-flèche/ Testa porta-braccio/Cabeza de torre/Cabeça de arapio de lança / Оголовок башни			9,40 1,78 1,91	5450
3	1	Gegenausleger-Kopfstück/ Counter-jib head/ Pointe de contre-flèche/ Testa di controbraccio/ Tramo punta de contrapluma/ Cabeça de contralança/ Концевая секция консоли противовеса			10,30 2,42 1,05	4630
4	1	Gegenausleger-Anlenkstück/ Counter-jib heel section/ Pied de contre-flèche/Settore articolato di controbraccio/ Tramo primero-contrapluma/Base articulada da contra-lança/ Корневая секция консоли противовеса			6,34 1,93 1,05	2700
5	2	Gegenausleger-Zwischenstück/ Intermediate counter-jib section/ Élément interm. de contre-flèche/ Spezzone di controbraccio/ Tramo intermedio de contrapluma/ Peça suplementar da contra-lança/ Промежуточная секция консоли противовеса			5,20 1,86 1,05	2305
6	1	Ausleger-Anlenkstück/ Jib heel section/Pied de flèche/ Sezione articolata braccio/ Pluma tramo primero/ Base articulada de lança / Корневая секция стрелы			12,03 1,74 2,30	① 4180
7	1	Ausleger-Zwischenstück/ Intermediate jib section/ Élément intermédiaire de flèche/ Sezione intermedia braccio/ Tramo intermedio pluma/ Peça suplementar da lança/ Промежуточная секция стрелы			12,02 1,74 1,98	⊗ 3000
1	6,00 1,74 1,96				⊗ 1250	
1	12,02 1,74 1,96				⊗ 2400	
1	10,40 1,74 1,96				⊗ + ⊗ 1850	
1	10,40 1,74 1,96				⊗ 1545	
1	10,40 1,74 1,96	⊗ 1140				
8	1	Ausleger-Kopfstück/ Jib head section/ Pointe de flèche/ Punta braccio/ Tramo punta de pluma/ Cabeça de lança/ Концевая секция стрелы			1,86 1,74 1,96	⊗ 320
9	1	Laufkatze und Lasthaken/ Trolley and hook/ Chariot de distribution et crochet/ Carrello con gancio/ Carrito y gancho/ Carro de ponte e gancho/ Грузовая тележка и грузовой крюк			2,40 2,14 1,40	1800
10	1	Hubwerkseinheit (65 kW)/ Hoist gear unit/ Treuil de levage/ Gruppo meccanismo sollevamento/ Mecanismo de elevación/ Grupo de mecanismo elevatório/ Блок грузовой лебедки			280 VZ 2,30 2,70 1,65	6150
11	1	Ausleger-Abspannbock I/ Jib gantry I/ Chevalet de haubange de flèche I/ Tirante braccio I/ Caballete de pluma I/ Cavalete de lança I/ Опора расчала стрелы I			8,20 0,48 1,41	780
Turm		Tower/Mât/Torre/ Torre/Torre/ Башня				
12	12	Turmstück/ Tower section/ Élément de mât/ Elemento di torre/ Tramo torre/ Torre/ Башенная секция			24 HC 630 TS-0580c 6,28 2,45 2,45	6450
13	1	Grundturmsstück/ Base tower section/ Mât de base/ Elemento di torre base/ Tramo base/ Peça de base de torre/ Секция основания			24 HC 630 TSB-1242c 12,42 2,67 2,67	14500
Klettereinrichtung		Climbing equipment/ Equipement de télescopage/ Attrezzatura per allungamento della gru/ Equipo de trepado/ Acsórios p. subida no edificio/ Обойма наращивания				
14	1	Führungsstück kpl., geteilt/ Guide section cpl., split/ Cage télescopique cpl., devisée/ Gabbia di sopraele vazione compl., suddivisa/ Torre de montaje, dividida/ Peça de guia, subdividida/ Направляющая секция в сб., разъёмная			24 HC 630 ECGS 12,39 2,78 1,58	8550
15	1	Hydraulikanlage, Stütz- und Klettertraverse/ Hydraulic unit, supporting and climbing crossmembers/ Système hydraul. avec traverses d'appui et de télescop. / Sist. idraul., traversa di appoggio e allugam. gru/ Sistema hidráulico con traviesa de apoyo y trepade/ Instalação hidráulica, travessa de apoio e subida/ Гидроагрегат, стойка-упор и траверса обоймы наращивания			24 HC 630 2,60 1,50 1,00	1900

Pos. Item Rep Voce Pos. Ref. Поз.	Anz. Qty. Qte. Qta. Cant. Cant. Кол-во					L (m)	B (m)	H (m)	kg ²⁾
Unterwagen Undercarriage/Châssis/Carro/ Carro con mástil/Carro de guindaste/Опорная рама									
16	4	Ausgleichsschwinge mit Schwingenlager /Pivot for wheel box/Chape pour bogie/Bilanciere di equilibratura con cuscinetto bilanciare/Balancin/Balancim com suporte/Балансир с шарнирной опорой			24 HC 630	1,60	0,72	1,48	1470
17	4	Fahrschemel mit Antrieb /Rail bogie with drive/Bogie moteur/Telajo con grappa propulsore/Caja rodillo motriz/Quadra com grupa de propulsão/Подрамник с приводом			24 HC 630	1,45	0,82	0,72	1200
18	4	Fahrschemel ohne Antrieb /Rail bogie without drive/Bogie fou/Telajo senza grappa propulsore/Caja rodillo conducido/Quadra com grupa de propulsão/Подрамник без привода			24 HC 630	1,30	0,40	0,72	950
19	1	Tragholm lang /Long support arm/Longeron long/Longherone lungo/Brazo soporte largo/Travessa comprida/Несущая балка, длинная			24 HC 630	7,32	0,92	0,93	2330
20	2	Tragholm kurz /Short support arm/Longeron court/Longherone corto/Brazo soporte corto/Travessa curta/Несущая балка, короткая			24 HC 630	7,14	0,92	0,90	2180
21	4	Randträger /Border support/Traverse/Supporti base Traviesa/Apoio de bordo/Стяжная балка			24 HC 630	9,30	0,24	0,41	870
22	4	Stützholm /Support strut/Hauban de châssis/Correnti di appoggio/Tirante vertical/Travessa de apoio/Опорный подкос			24 HC 630 24 HC 630 UCr	6,98 6,98	0,26 0,26	0,39 0,39	1190 1300
23	1	Unterwagen-Turmstück /Undercarriage tower section/Mât de châssis/Elemento di torre del carro/Tramo de carro/Peça de torre do chassis/Опорная башенная секция			24 HC 630 24 HC 630 UCr	6,61 6,61	2,44 2,67	2,44 2,67	7930 9400
24	1	Kiste mit Kleinteilen, Seilen /Crate with small parts, ropes/Caisse contenant des accessoires, câbles/Cassa con minuteria, funi/Caja con piezas pequeñas, cables/Caixa com peças pequenas, cabos/Ящик с мелкими деталями, с канатами			24 HC 630	2,00	1,00	1,00	2000

²⁾ Einzelgewichte / Single weights / Poids individuels / Singoli pesi / Tramo punta de pluma / Pesos de peças componentes / Индивидуальный вес

Änderungen vorbehalten! / Subject to technical modifications! /
Sous réserves de modifications ! / Con riserva di modifiche! /
¡Sujeto a modificaciones sin previo aviso! / Sujeto a modificacões! /
С правом внесения изменений!

Sämtliche Angaben erfolgen ohne Gewähr. / This information is supplied without liability. /
Ces renseignements sont sans garantie. / Tutte le indicazioni fornite senza garanzia. /
Declinamos toda responsabilidad derivada de la información proporcionada. / Declinamos
qualquer responsabilidade quanto à informação fornecida. / Все данные указаны без обязательств.

TCS-001040-LBC-01 • EN 14439:2009 – A3 • BGL C.0.10.0560 • 04.20

Printed in Germany.

Liebherr-Werk Biberach GmbH
Postfach 1663, D-88396 Biberach an der Riss
☎ +49 73 51 41-0, Fax: +49 73 51 41 22 25
www.liebherr.com, E-Mail: info.lbc@liebherr.com

Liebherr Industrias Metálicas, S.A.
Polígono Industrial Agustinos, calle E, E-31014 Pamplona
☎ +34 94829 70-00, Fax +34 94829 70-29
www.liebherr.com, E-Mail: info.lim@liebherr.com